

OBJECTIVE OF TODAY'S LESSON

HOW TO TALK ABOUT COLOURS IN ART

1. CONTENT – TALKING ABOUT COLOURS
2. VOCABULARY – ADJECTIVES
3. CREATIVE PART
4. QUIZZ





1. INTRODUCTION


All art makes use of shape and color in some way.

Your eyes can be drawn to certain parts of an artwork when shape and color is used correctly.


Artists use color to express themselves and aim to make you feel something when you look at it.



RED - WHAT DO YOU ASSOCIATE THE COLOUR WITH



GREEN – WHAT EMOTION DOES THE COLOUR EVOKES IN YOU



BLUE – WHAT CONNECTION DO YOU MAKE WITH THE COLOUR



YELLOW - TALK ABOUT THE COLOUR IN 2 POSITIVES AND 2 NEGATIVES



Multi-colour



WHAT KIND OF COLOUR ARE YOU

<https://www.tate.org.uk/kids/games-quizzes/quiz-what-kind-colour-are-you>



STREET ART

<https://www.tate.org.uk/kids/games-quizzes/street-art>

